

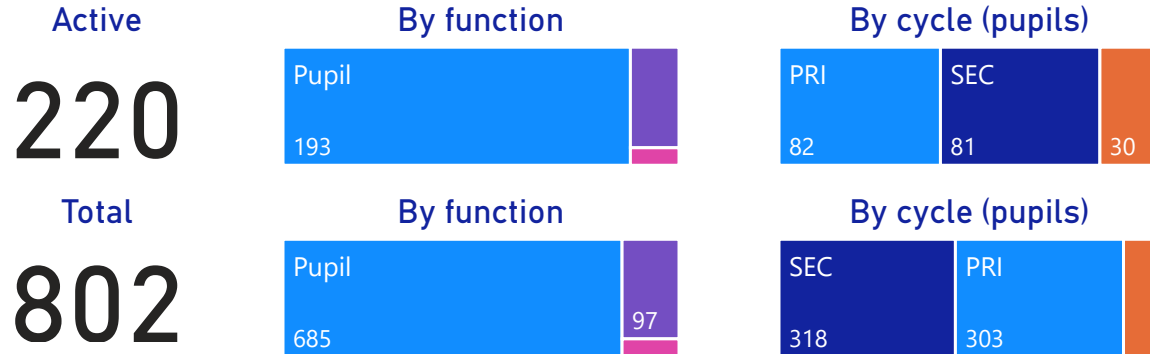


Covid-19

Key Indicators (Internet)

Covid-19 Indicators (Internet)

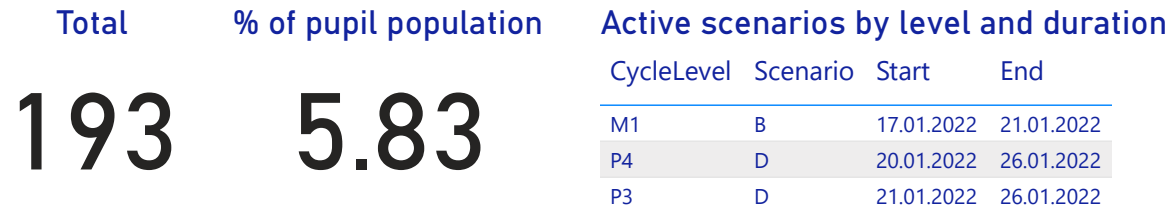
Positive cases (isolation)



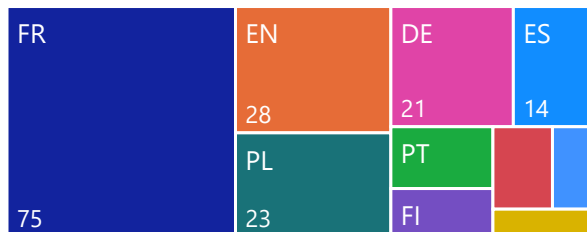
Quarantine cases



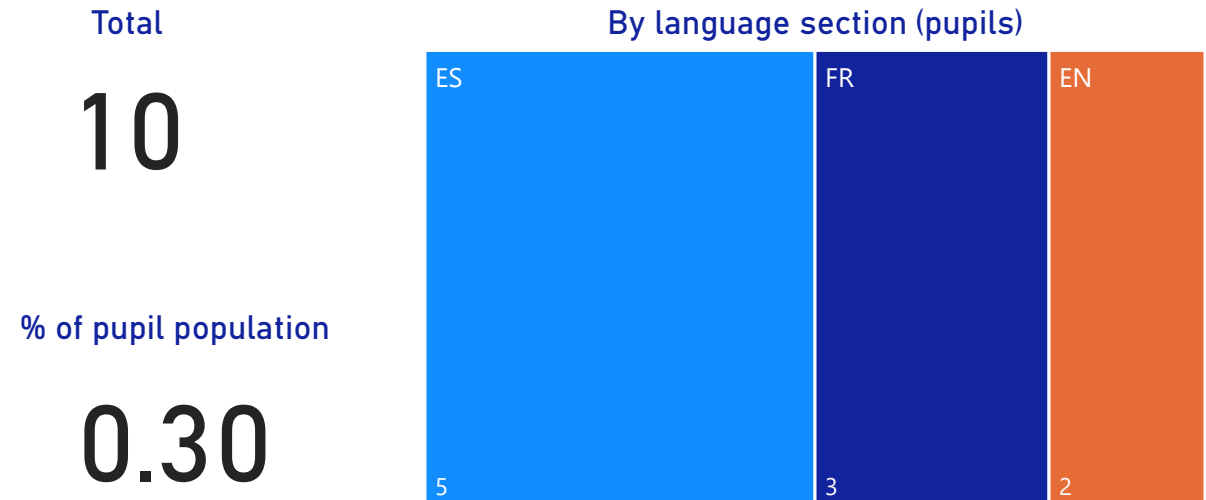
Active positive cases (pupils)



By language section (pupils)

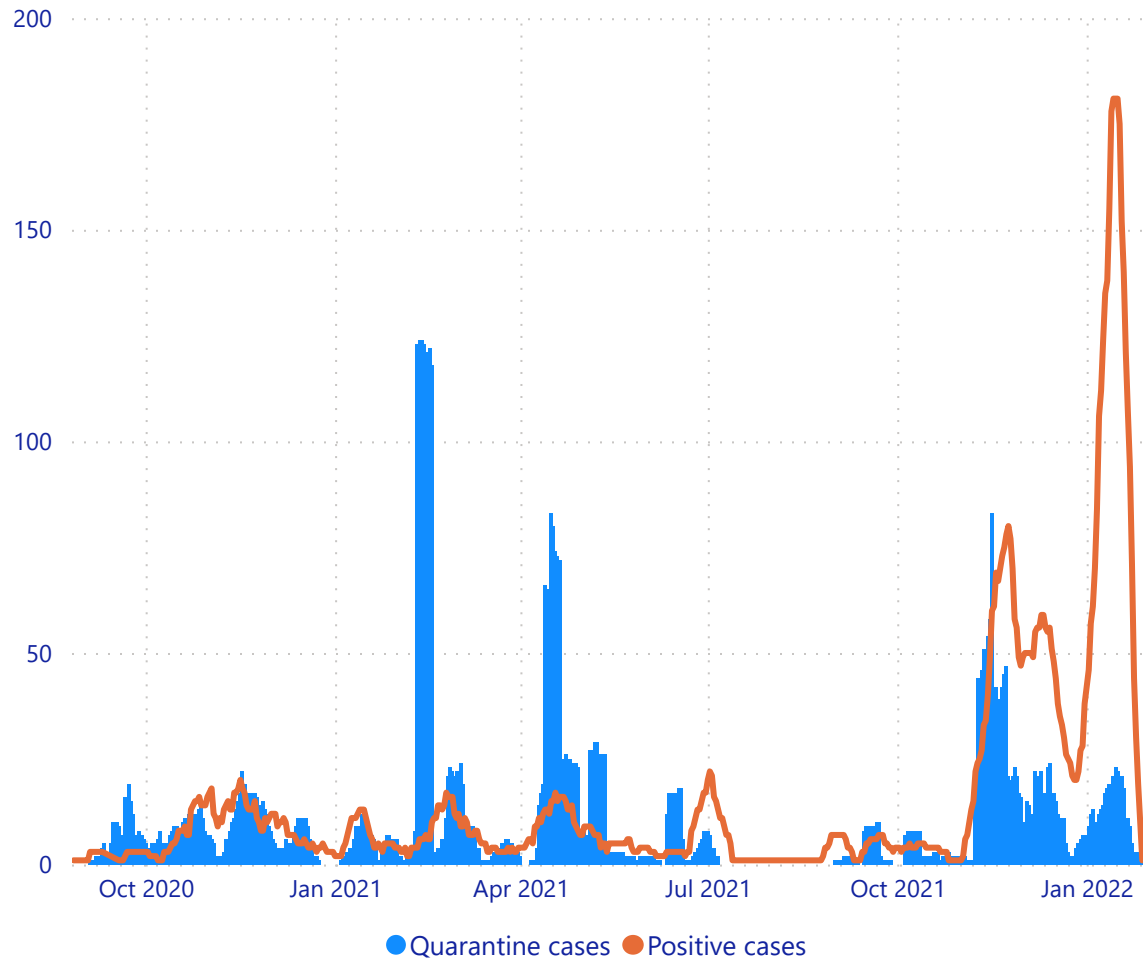


Active quarantine cases (pupils)




Covid-19 Indicators (Internet)

Active positive and quarantine cases (certificate based)

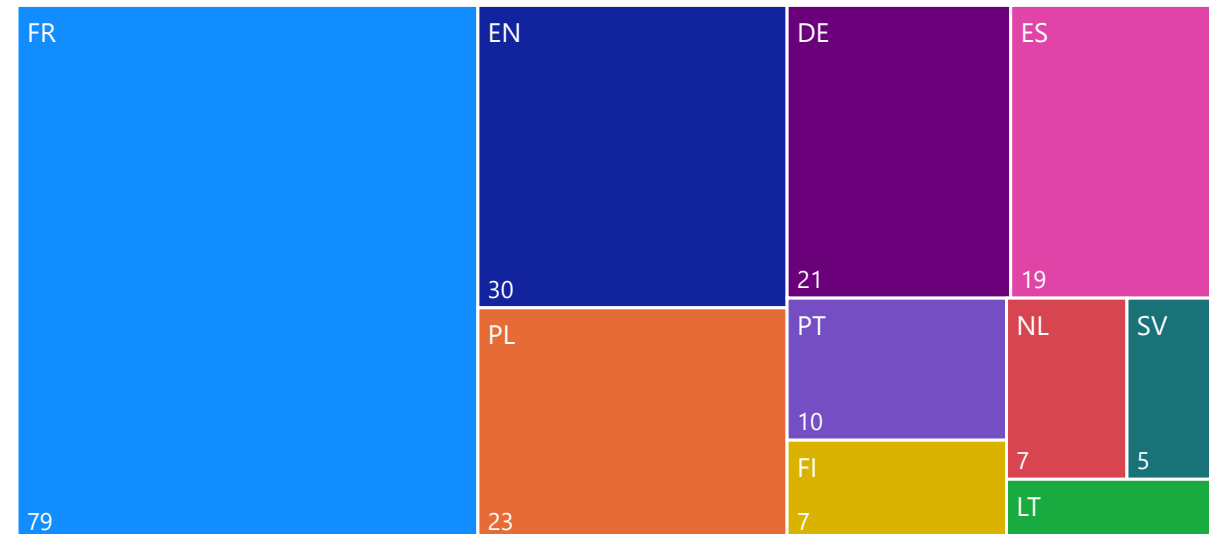


Active cases (pupils)

Positive cases (isolation) by language section



Positive cases (isolation) + quarantine by language section



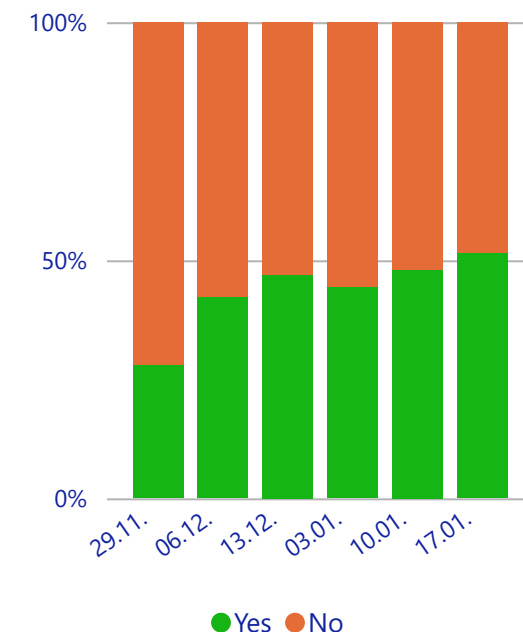
Covid-19 Indicators (Internet) - School Year 2021/2022

Rapid testing in situ (pupils)

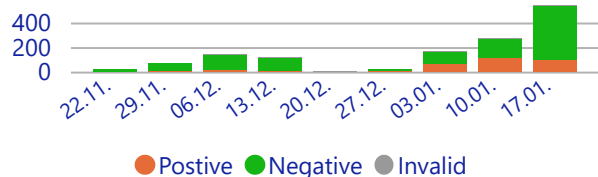
In situ : weekly tests performed (pupils only)

Week Cycle	13.12.				03.01.				10.01.				17.01.			
	Pos	Neg	Inv	NoP	Pos	Neg	Inv	NoP	Pos	Neg	Inv	NoP	Pos	Neg	Inv	NoP
Primary	4	1515	96	1242	4	1565	92	1391	14	1646	46	1177	31	1222	13	857
1	0	184	21	283	1	205	20	320	3	222	9	280	2	173	4	177
2	1	354	37	333	1	297	26	301	6	277	17	228	2	215	5	146
3	2	376	20	247	1	327	22	231	2	363	12	230	13	289	1	199
4	0	200	6	163	1	349	9	291	3	394	1	229	11	222	0	197
5	1	401	12	216	0	387	15	248	0	390	7	210	3	323	3	138
Secondary	1	227	2	847	0	196	3	932	1	246	3	940	4	232	6	555
1	1	103	1	184	0	65	1	105	0	75	0	137	1	96	3	149
2	0	46	0	181	0	47	2	165	0	30	0	98				
3	0	24	0	127	0	25	0	198	0	36	1	197	2	33	0	89
4	0	47	1	261	0	39	0	164	1	52	2	149	0	56	0	161
5					0	3	0	142	0	23	0	175	1	6	0	62
6					0	17	0	121	0	18	0	75	0	41	3	94
7	0	7	0	94	0	0	0	37	0	12	0	109				
Total	5	1742	98	2089	4	1761	95	2323	15	1892	49	2117	35	1454	19	1412

In situ : weekly participation rates



Rapid testing at home (pupils)



Total positive rapid
tests (in situ)

67

Total negative rapid
tests (in situ)

134...

Total invalid rapid
tests (in situ)

640

Not participated (in
situ)

26108

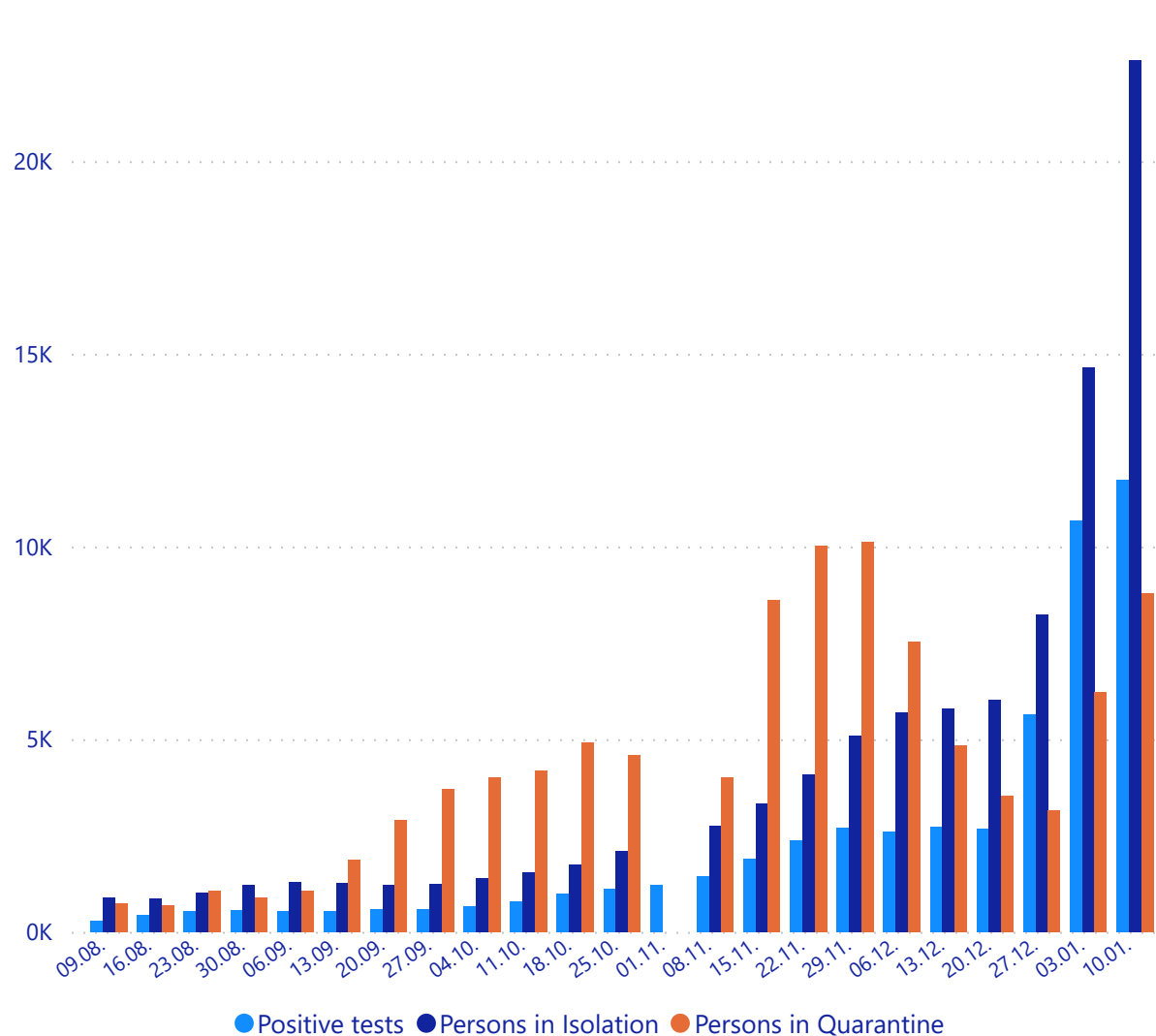
Rapid tests confirmed
by PCR

89%

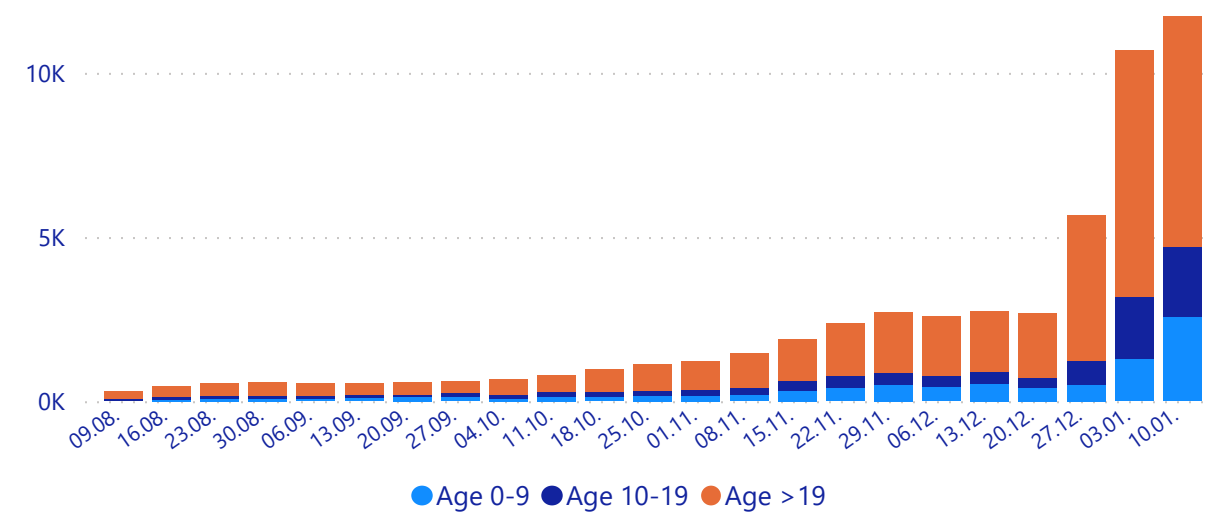
Ministry of Health weekly reports Luxembourg (Internet)

(weeks always starting on shown date, last 24 weeks)

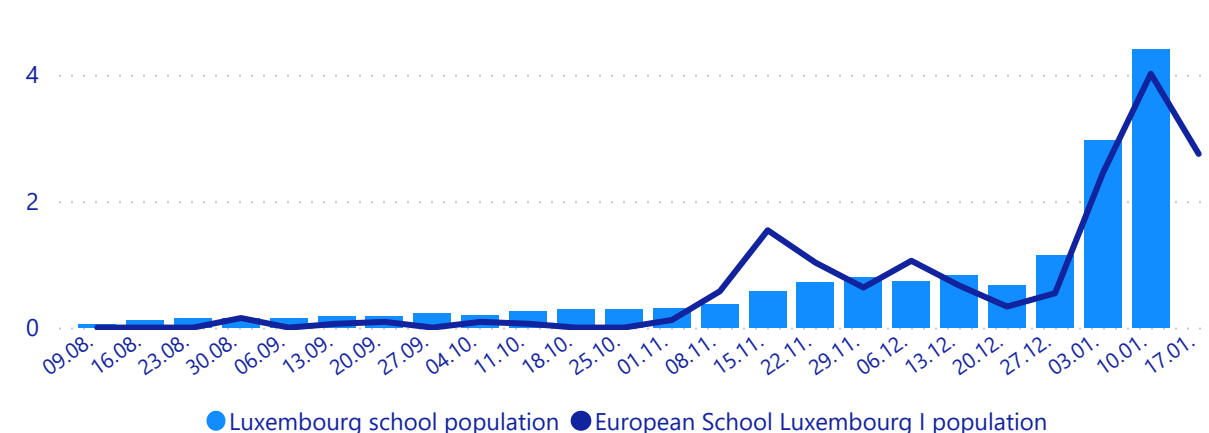
Testing, Isolation and Quarantine (per week)



Positive tests by age group (per week)



Positive tests (Age 0-19) as % of school population





Covid-19 Indicators (Internet)

Further explanations:

Positive cases (isolation) : these are the cases where the school receives a formal communication from the Ministry of Health ("Ordonnance d'isolement - Covid-19"), with a start and end date.

- Active cases : cases where the current reporting date is included between the start and end date indicated in the above mentioned document. If we are informed about a positive cases, but we have not yet received the formal communication from the Ministry of Health, the number will not be included at this moment (but it will be shown as "Confirmation pending").
- Total cases : total number of cases reported since the beginning of September 2020, including active cases
- Timeline of active positive and quarantine cases: figures may diverge from actual positive reported figures as the data in the timeline is purely based and finally received official "Ordonnance d'isolement".

Quarantine cases : these are the cases where the school receives a formal communication from the Ministry of Health ("Ordonnance de mise en quarantaine - Covid-19"), with a start and end date. Since October 2020, contacts with positive tested persons are requested to stay in auto-quarantine without having the formal documents. These cases cannot be documented as "quarantine cases" in our statistics.

- Active cases : cases where the current reporting date is included between the start and end date indicated in the above mentioned document
- Total cases : total number of cases reported since the beginning of September 2020, including active cases

Updates :

- The data base is constantly updated whereas the reporting in the internet is updated once a week.

Data sources :

- The data presented in this document is based on the formal communications received from the Ministry of Health as well as on our internal data sources.

Data protection :

- For data protection reasons, we are neither providing individual case information nor more specific information based on cycles/languages sections/year levels as this might in some situations allow a back-tracing to individual pupils or staff members.

Miscellaneous :

- Timeline : the timeline shows the total active positive cases (isolation) and quarantine cases at a specific date. The forward dates (dates in the future of the current date) result from the end date specified in the formal communications from the Ministry of Health.

External sources :

- Weekly Reports from Ministry of Health : <https://data.public.lu/fr/datasets/covid-19-rapports-hebdomadaires/>