



Covid-19

Key Indicators (Internet)

Covid-19 Indicators (Internet)

Positive cases (isolation)

Active

33

By function



By cycle (pupils)



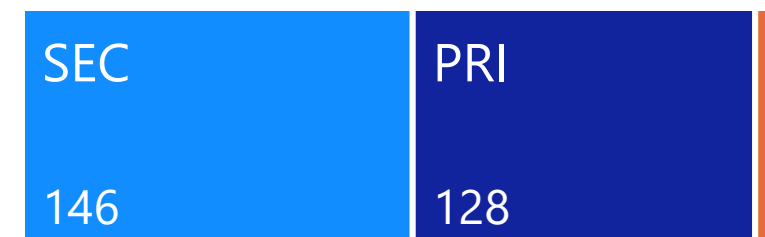
Total

340

By function



By cycle (pupils)




Quarantine cases

Active

9

By function




By cycle (pupils)




Total

622

By function



By cycle (pupils)



Active positive cases (pupils)

Total

29


% of pupil population

0,88

Active scenarios by level and duration

Cycle	Level	Scenario	Start	End
P3		B	02.11.2021	06.12.2021
P2		B	30.11.2021	03.12.2021
P4		B	30.11.2021	03.12.2021
S5		B	30.11.2021	05.12.2021
S2		B	02.12.2021	06.12.2021

By language section (pupils)



Active quarantine cases (pupils)

Total

9

By language section (pupils)

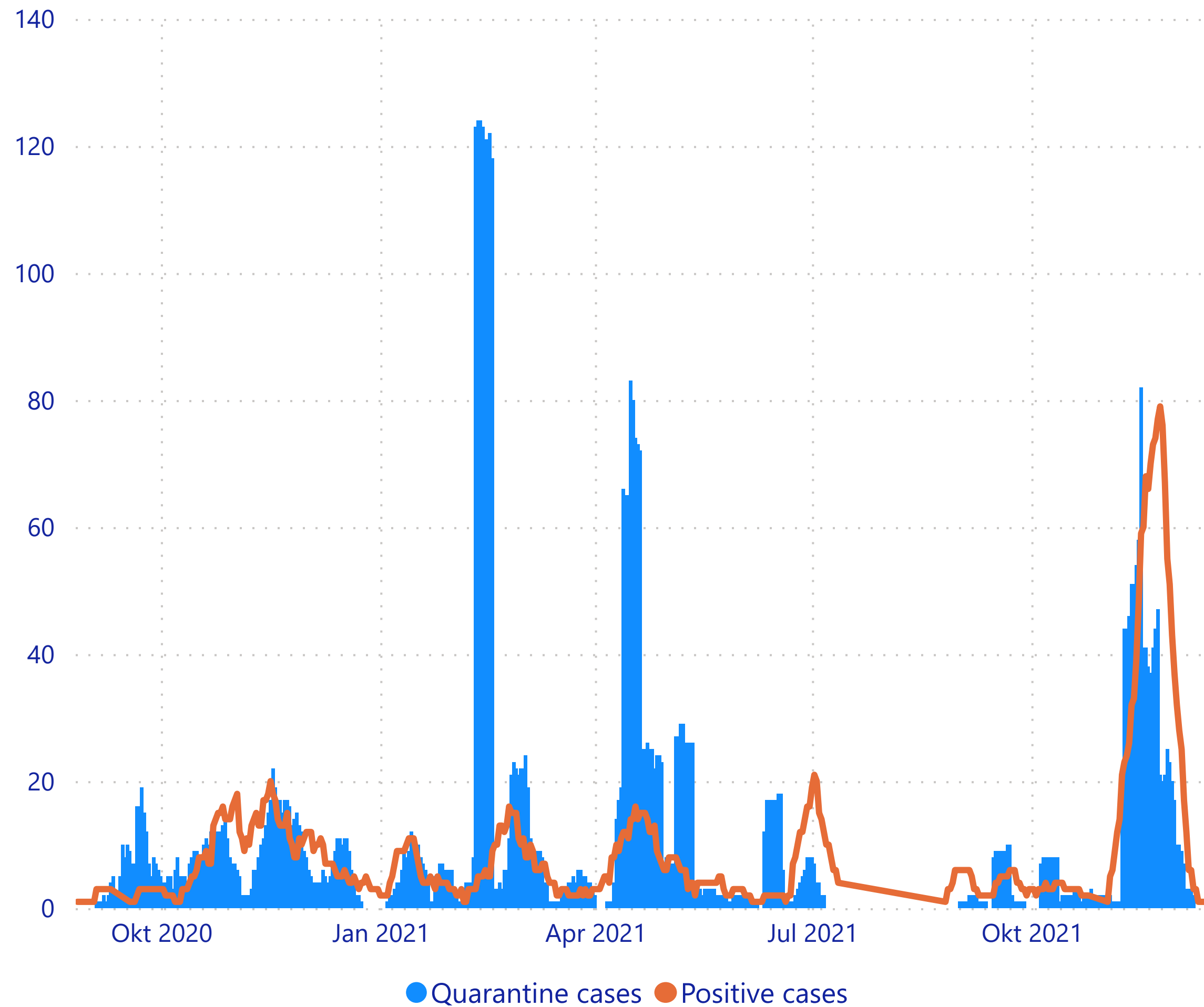


% of pupil population

0,27

Covid-19 Indicators (Internet)

Active positive and quarantine cases (certificate based)

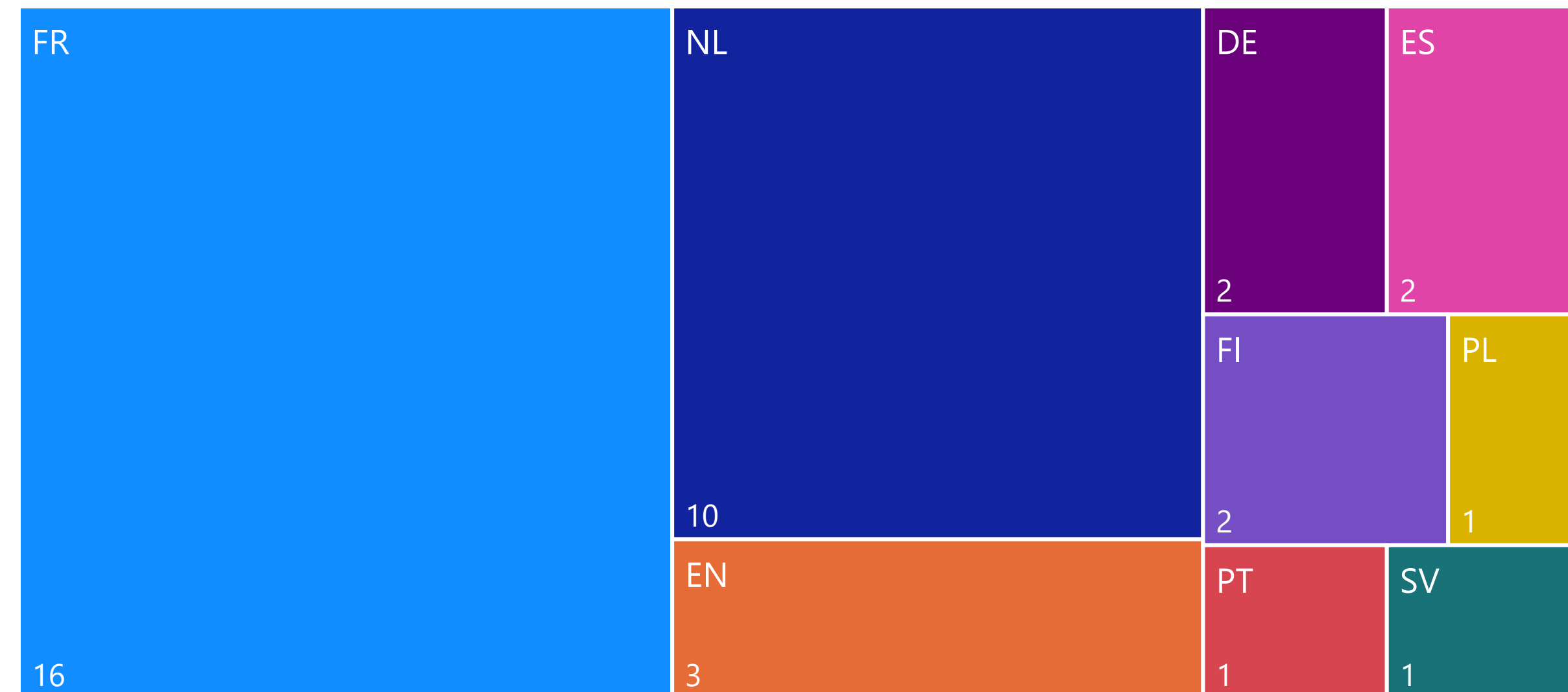


Active cases (pupils)

Positive cases (isolation) by language section



Positive cases (isolation) + quarantine by language section



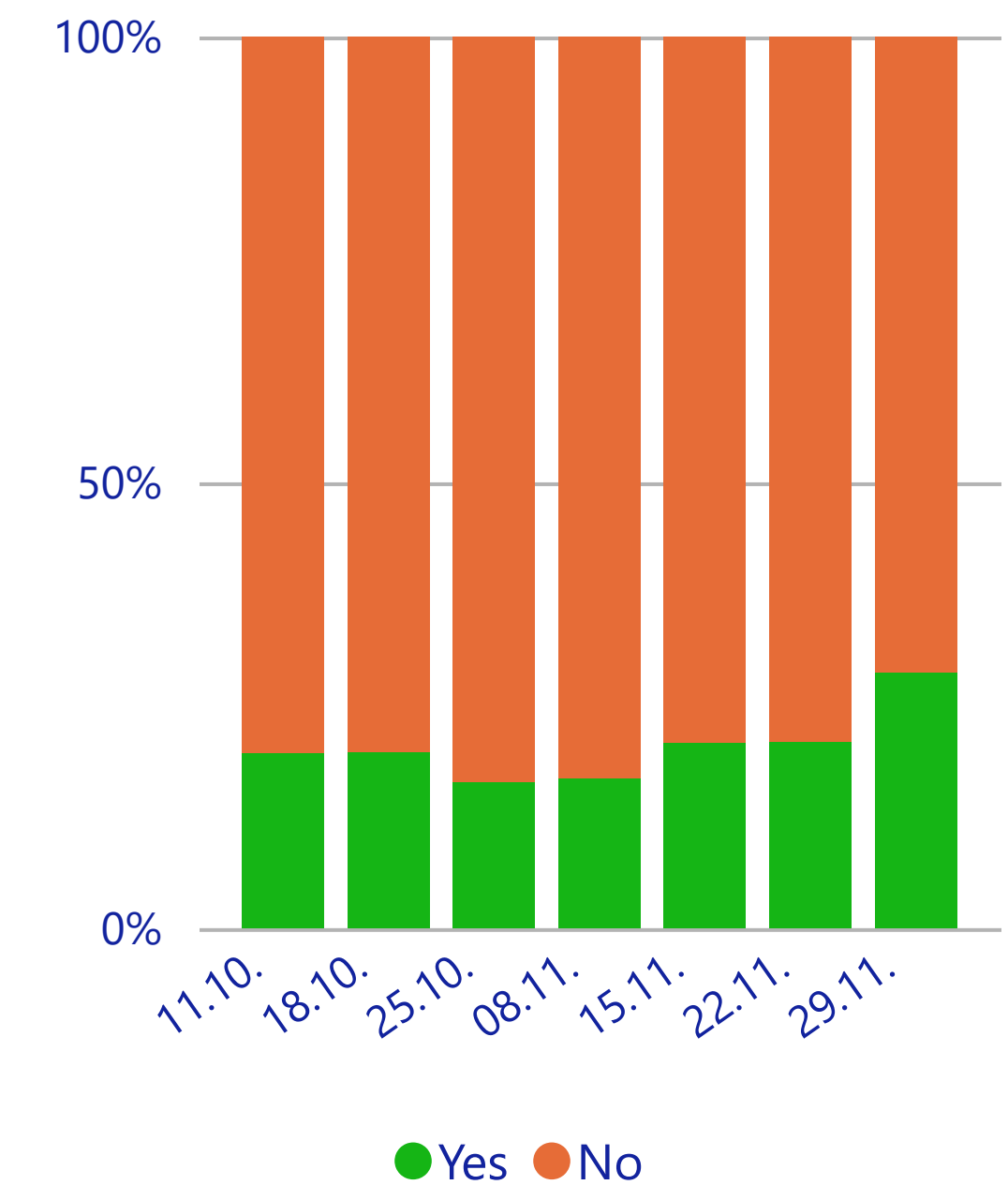
Covid-19 Indicators (Internet) - School Year 2021/2022

Rapid testing in situ (pupils)

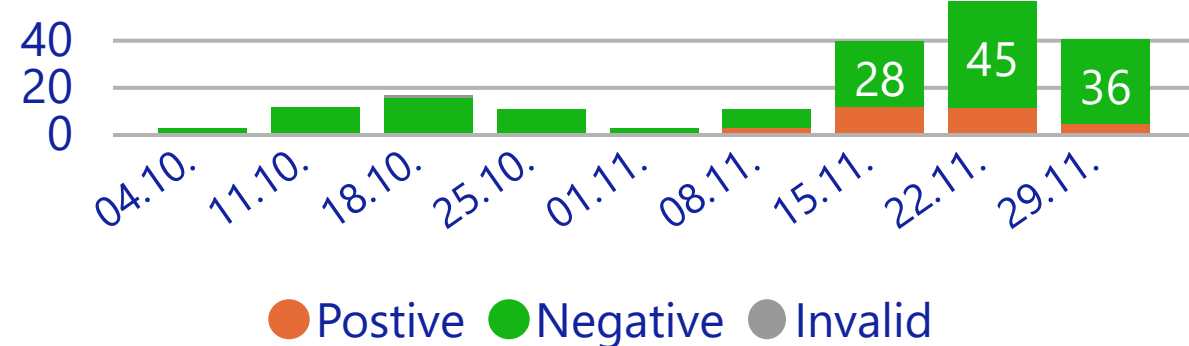
In situ : weekly tests performed (pupils only)

Week Cycle	25.10.				08.11.				15.11.				22.11.				29.11.			
	Pos	Neg	Inv	NoP	Pos	Neg	Inv	NoP	Pos	Neg	Inv	NoP	Pos	Neg	Inv	NoP	Pos	Neg	Inv	NoP
Primary	0	177	3	466	0	252	8	616	1	367	12	701	0	320	10	543	3	635	45	895
1	0	28	1	70	0	41	1	79	0	51	1	99	0	53	1	124	0	39	1	105
2	0	30	0	70	0	45	3	118	0	64	1	131	0	63	2	106	0	91	10	116
3	0	51	1	114	0	55	2	122	0	94	6	159	0	102	4	146	0	154	10	190
4	0	37	1	103	0	55	0	157	0	94	1	155	0	84	2	142	3	168	14	247
5	0	31	0	109	0	56	2	140	1	64	3	157	0	18	1	25	0	183	10	237
Secondary	0	52	3	728	0	87	1	1102	0	133	1	1250	1	176	2	1384	0	158	1	1194
1	0	26	2	191	0	53	1	230	0	59	1	181	0	70	1	213	0	73	0	133
2	0	13	1	76	0	15	0	153	0	23	0	224	0	49	1	215				
3	0	3	0	75	0	2	0	158	0	6	0	206	1	12	0	215	0	22	1	259
4	0	4	0	122	0	15	0	236	0	20	0	243	0	9	0	234	0	34	0	257
5	0	3	0	98	0	0	0	105	0	9	0	174	0	4	0	155	0	6	0	220
6	0	2	0	79	0	2	0	82	0	15	0	112	0	28	0	170	0	16	0	199
7	0	1	0	87	0	0	0	138	0	1	0	110	0	4	0	182	0	7	0	126
Gesamt	0	229	6	1194	0	339	9	1718	1	500	13	1951	1	496	12	1927	3	793	46	2089

In situ : weekly participation rates



Rapid testing at home (pupils)



Total positive rapid tests (in situ)

5

Total negative rapid tests (in situ)

4496

Total invalid rapid tests (in situ)

249

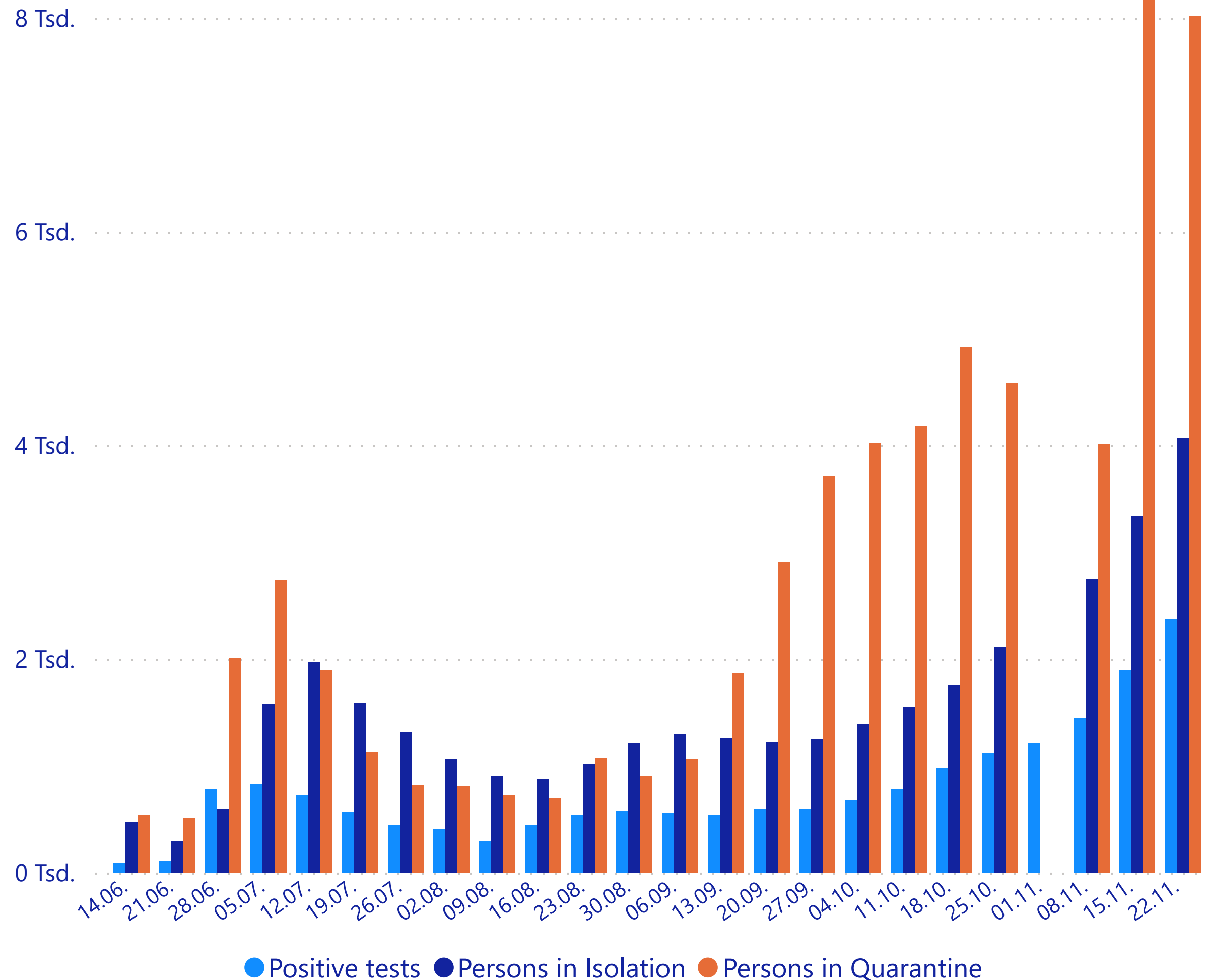
Not participated (in situ)

14865

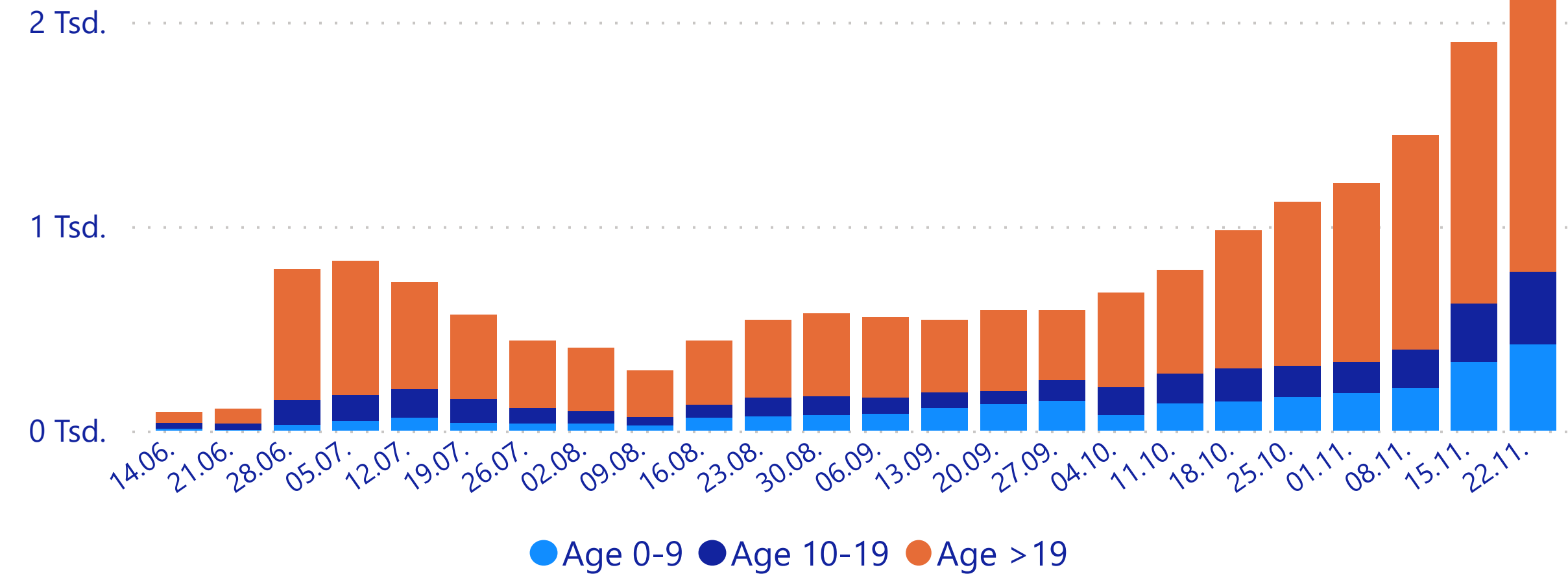
Ministry of Health weekly reports Luxembourg (Internet)

(weeks always starting on shown date, last 24 weeks)

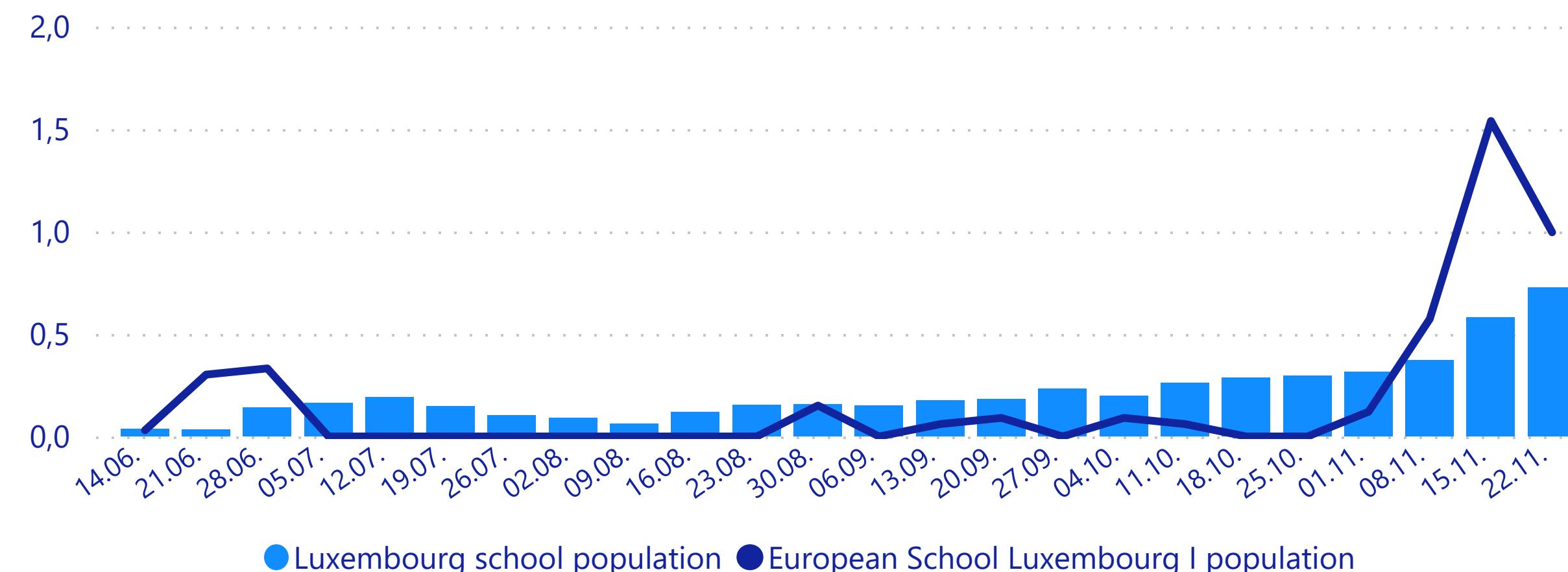
Testing, Isolation and Quarantine (per week)



Positive tests by age group (per week)



Positive tests (Age 0-19) as % of school population





Covid-19 Indicators (Internet)

Further explanations:

Positive cases (isolation) : these are the cases where the school receives a formal communication from the Ministry of Health ("Ordonnance d'isolement - Covid-19"), with a start and end date.

- Active cases : cases where the current reporting date is included between the start and end date indicated in the above mentioned document. If we are informed about a positive cases, but we have not yet received the formal communication from the Ministry of Health, the number will not be included at this moment (but it will be shown as "Confirmation pending").
- Total cases : total number of cases reported since the beginning of September 2020, including active cases
- Timeline of active positive and quarantine cases: figures may diverge from actual positive reported figures as the data in the timeline is purely based and finally received official "Ordonnance d'isolement".

Quarantine cases : these are the cases where the school receives a formal communication from the Ministry of Health ("Ordonnance de mise en quarantaine - Covid-19"), with a start and end date. Since October 2020, contacts with positive tested persons are requested to stay in auto-quarantine without having the formal documents. These cases cannot be documented as "quarantine cases" in our statistics.

- Active cases : cases where the current reporting date is included between the start and end date indicated in the above mentioned document
- Total cases : total number of cases reported since the beginning of September 2020, including active cases

Updates :

- The data base is constantly updated whereas the reporting in the internet is updated once a week.

Data sources :

- The data presented in this document is based on the formal communications received from the Ministry of Health as well as on our internal data sources.

Data protection :

- For data protection reasons, we are neither providing individual case information nor more specific information based on cycles/languages sections/year levels as this might in some situations allow a back-tracing to individual pupils or staff members.

Miscellaneous :

- Timeline : the timeline shows the total active positive cases (isolation) and quarantine cases at a specific date. The forward dates (dates in the future of the current date) result from the end date specified in the formal communications from the Ministry of Health.

External sources :

- Weekly Reports from Ministry of Health : <https://data.public.lu/fr/datasets/covid-19-rapports-hebdomadaires/>