



Covid-19

Key Performance Indicators (Internet)

Covid-19 Indicators (Internet)

Positive cases (isolation)

Active

1

Total

79

By function



By function



By cycle (pupils)



By cycle (pupils)



Quarantine cases

Active

1

Total

140

By function



By function



By cycle (pupils)



By cycle (pupils)



Active positive cases (pupils)

Total

1

% of pupil population

0.03

Active scenarios by level and duration

Level	Scenario	Start	End
▲			

By language section (pupils)



Active quarantine cases (pupils)

Total

1

% of pupil population

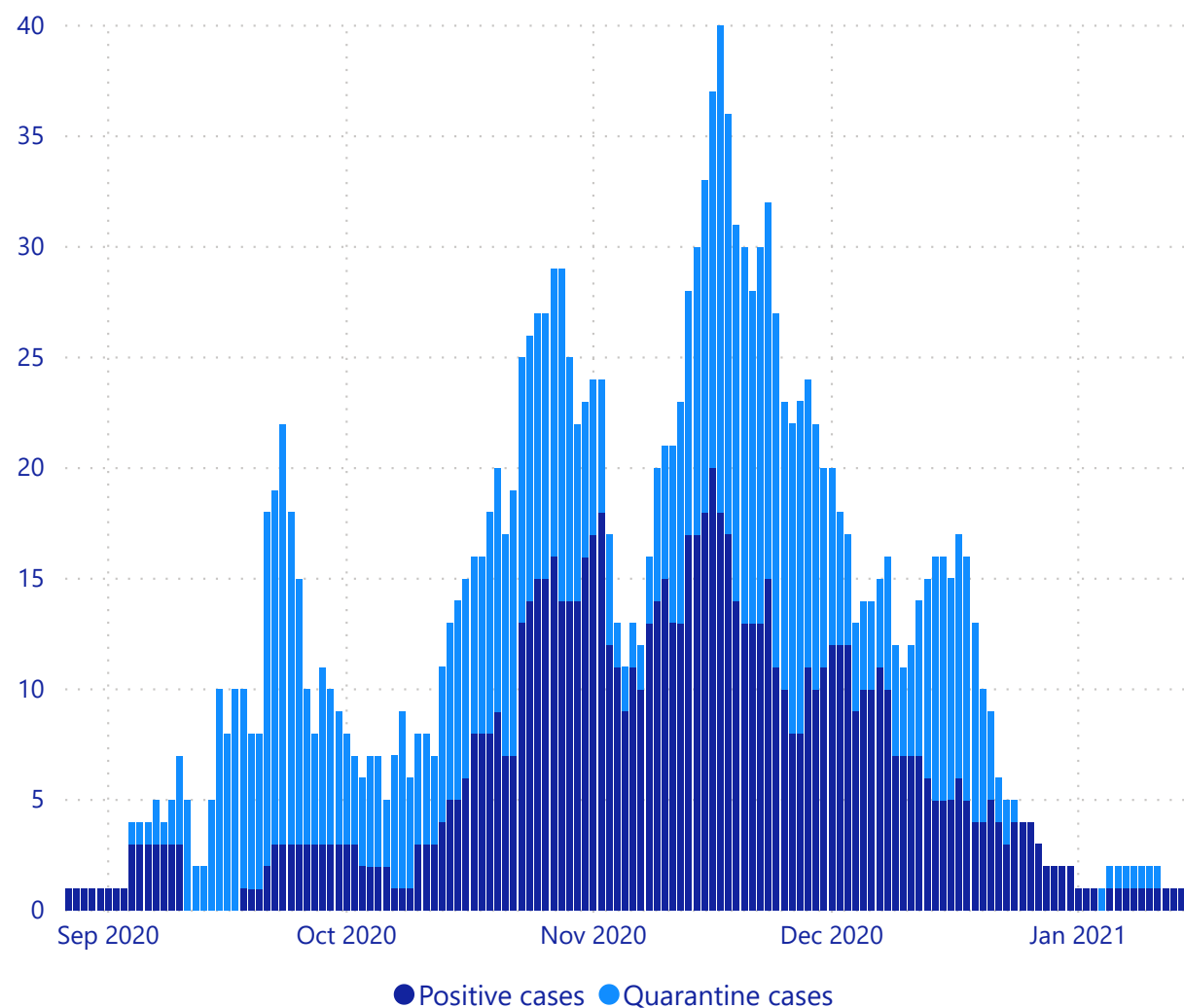
0.03

By language section (pupils)



Covid-19 Indicators (Internet)

Active positive and quarantine cases (certificate based)



Active cases (pupils)

Positive cases (isolation) by language section



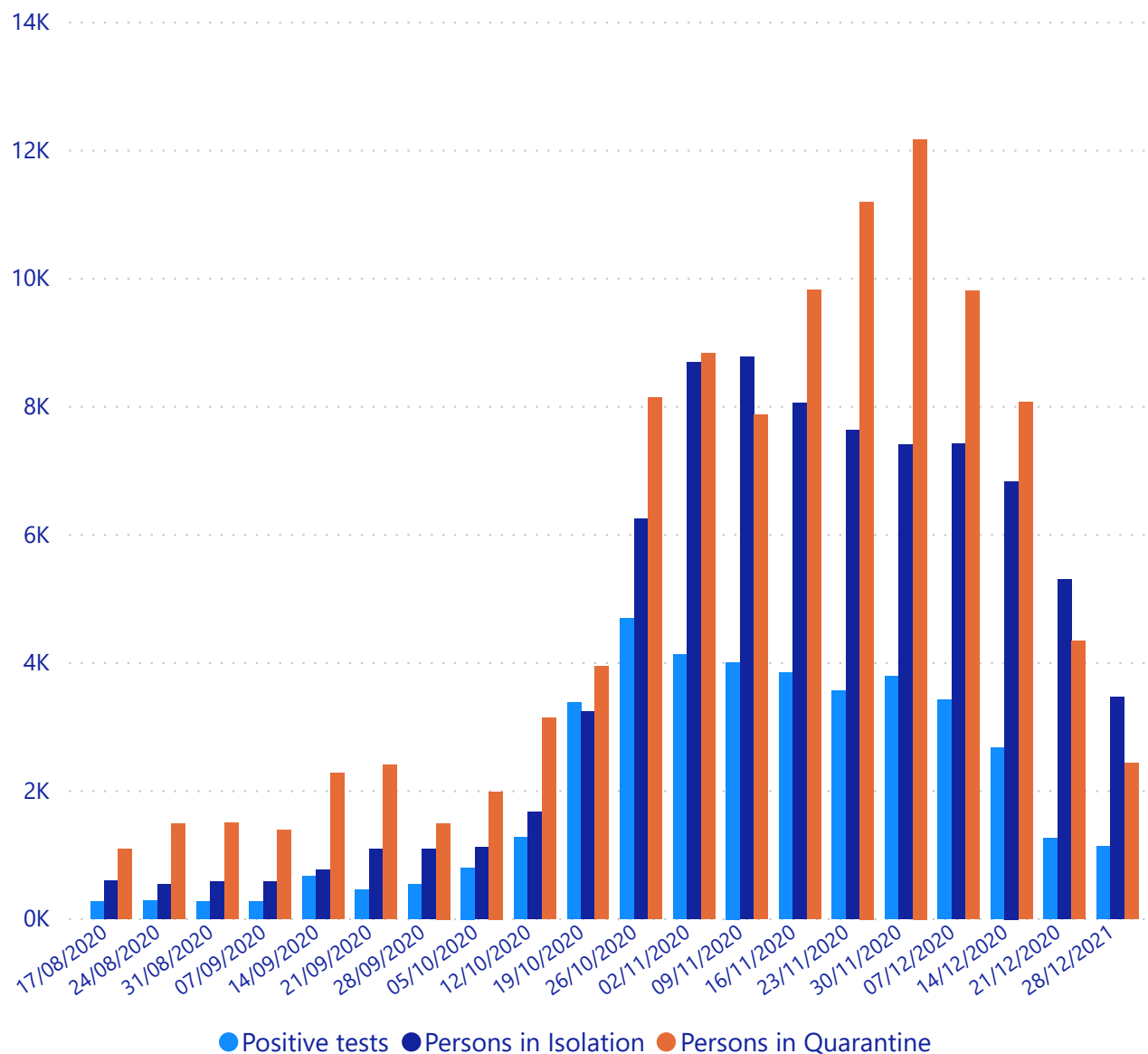
Positive cases (isolation) + quarantine by language section



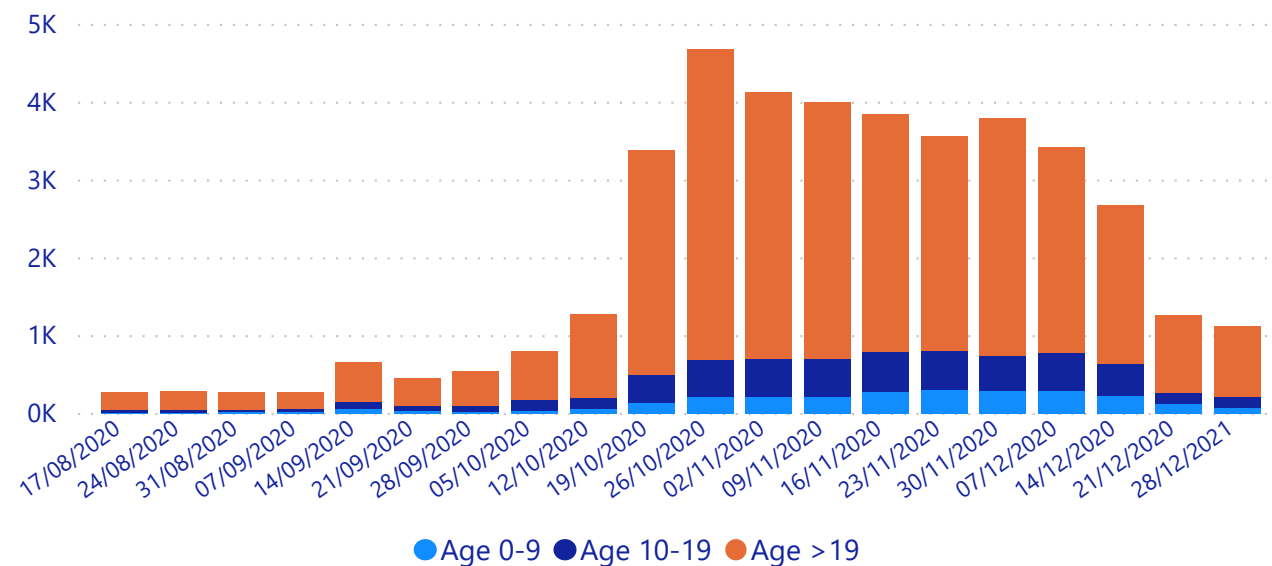
Ministry of Health weekly reports Luxembourg (Internet)

(weeks always starting on shown date)

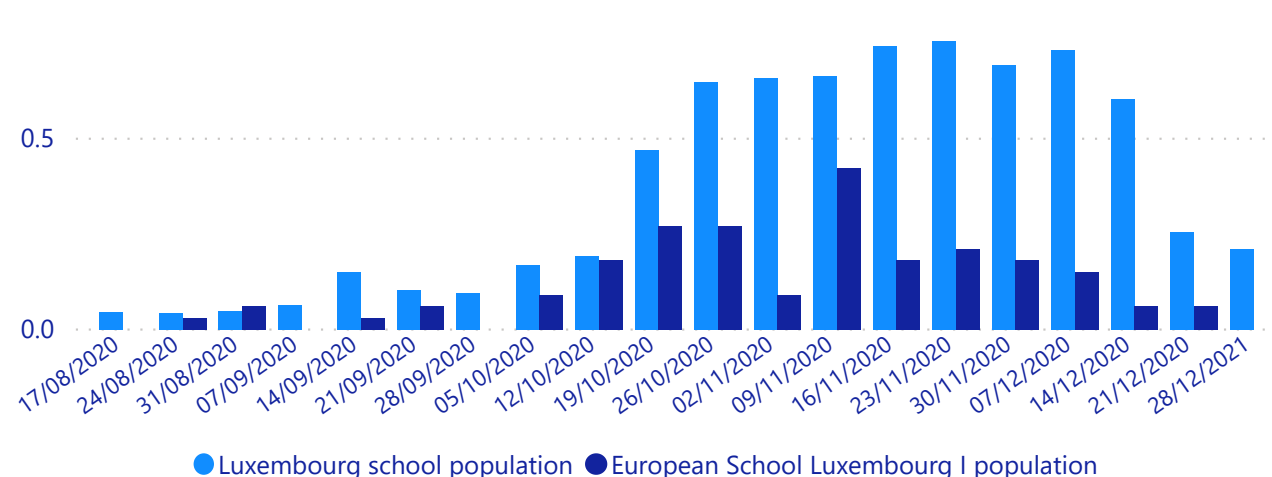
Testing, Isolation and Quarantine (per week)



Positive tests by age group (per week)



Positive tests (Age 0-19) as % of school population





Covid-19 Indicators (Internet)

Further explanations:

Positive cases (isolation) : these are the cases where the school receives a formal communication from the Ministry of Health ("Ordonnance d'isolement - Covid-19"), with a start and end date.

- Active cases : cases where the current reporting date is included between the start and end date indicated in the above mentioned document. If we are informed about a positive cases, but we have not yet received the formal communication from the Ministry of Health, the number will not be included at this moment (but it will be shown as "Confirmation pending").

- Total cases : total number of cases reported since the beginning of September 2020, including active cases

- Timeline of active positive and quarantine cases: figures may diverge from actual positive reported figures as the data in the timeline is purely based and finally received official "Ordonnance d'isolement".

Quarantine cases : these are the cases where the school receives a formal communication from the Ministry of Health ("Ordonnance de mise en quarantaine - Covid-19"), with a start and end date. Since October 2020, contacts with positive tested persons are requested to stay in auto-quarantine without having the formal documents. These cases cannot be documented as "quarantine cases" in our statistics.

- Active cases : cases where the current reporting date is included between the start and end date indicated in the above mentioned document

- Total cases : total number of cases reported since the beginning of September 2020, including active cases

Updates :

- The data base is constantly updated whereas the reporting in the internet is updated once a week.

Data sources :

- The data presented in this document is based on the formal communications received from the Ministry of Health as well as on our internal data sources.

Data protection :

- For data protection reasons, we are neither providing individual case information nor more specific information based on cycles/languages sections/year levels as this might in some situations allow a back-tracing to individual pupils or staff members.

Miscellaneous :

- Timeline : the timeline shows the total active positive cases (isolation) and quarantine cases at a specific date. The forward dates (dates in the future of the current date) result from the end date specified in the formal communications from the Ministry of Health.

External sources :

- Weekly Reports from Ministry of Health : <https://data.public.lu/fr/datasets/covid-19-rapports-hebdomadaires/>