



Covid-19

Key Performance Indicators (Internet)

Covid-19 Indicators (Internet)

Positive cases (isolation)

Active

3

By function



By cycle



Total

11

By function



By cycle



Quarantine cases

Active

5

By function



By cycle



Total

61

By function



By cycle



Active positive cases (pupils)


Total

3

% of pupil population

0.09

By language section



Active quarantine cases (pupils)

Total

4

% of pupil population

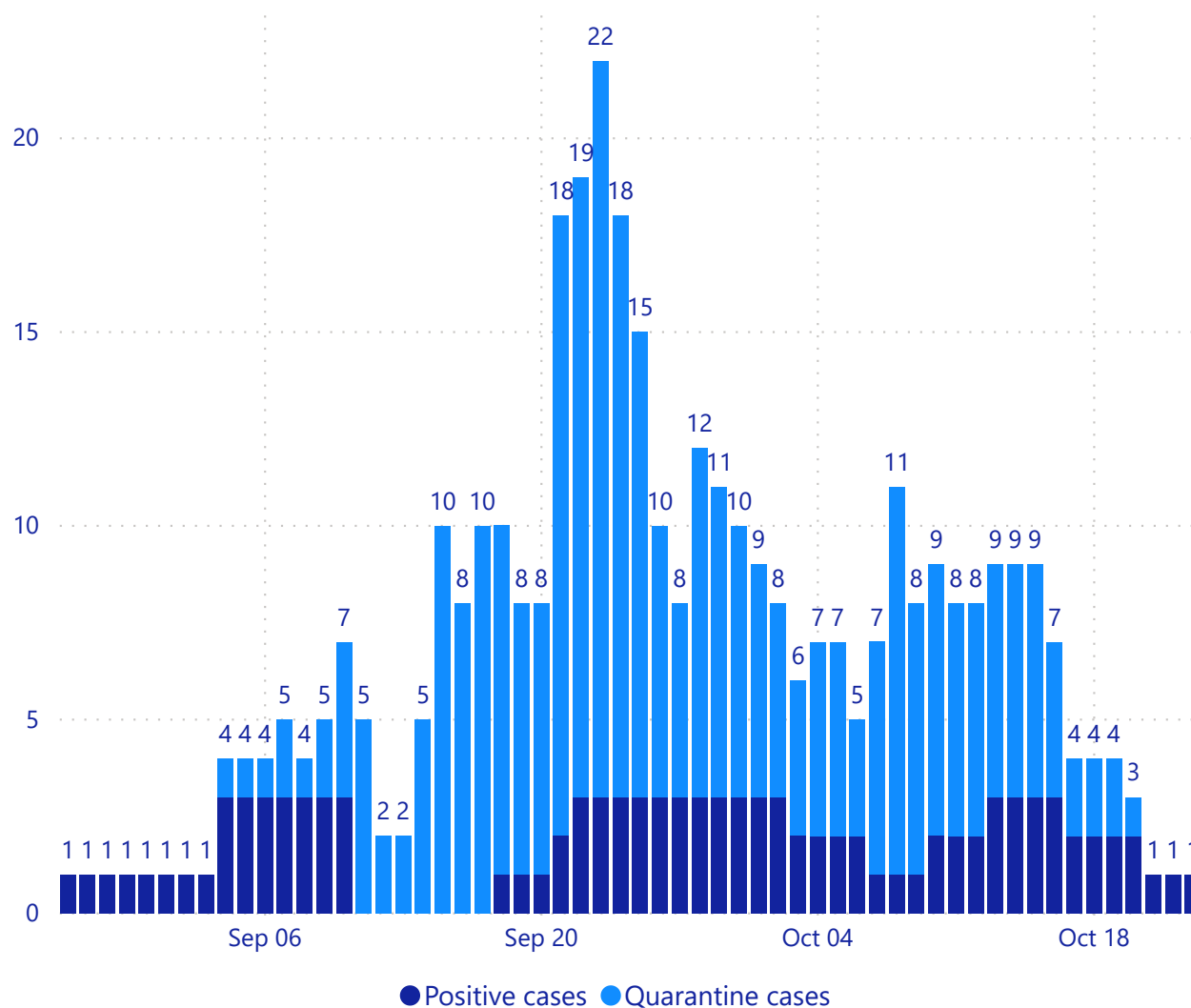
0.12

By language section



Covid-19 Indicators (Internet)

Active positive and quarantine cases

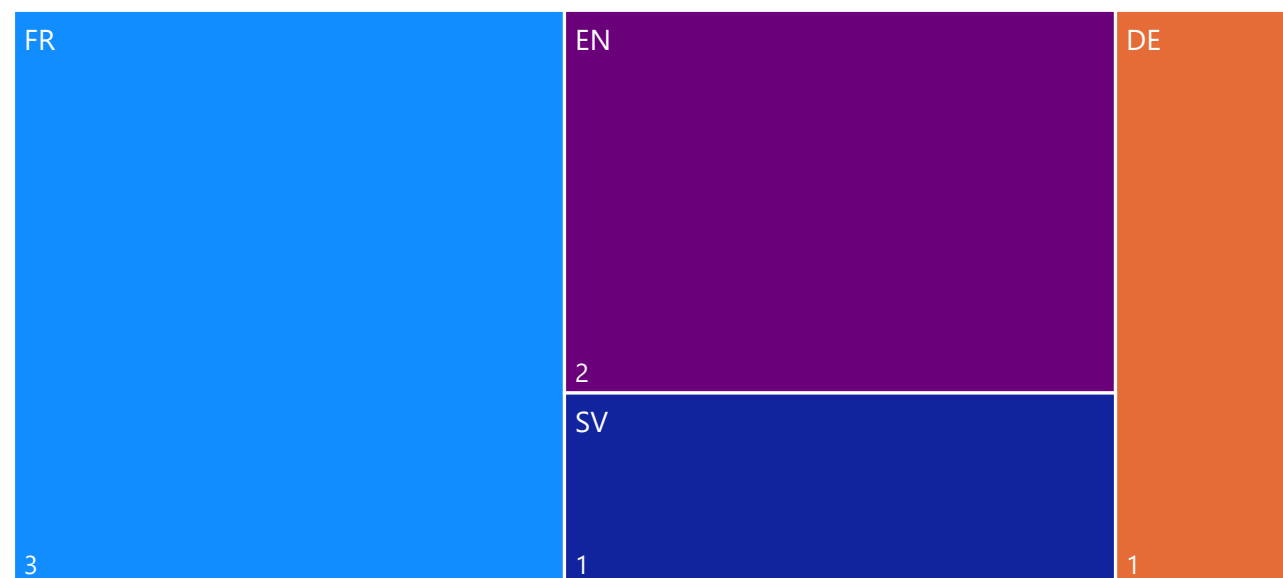


Active cases (pupils)

Positive cases (isolation) by language section



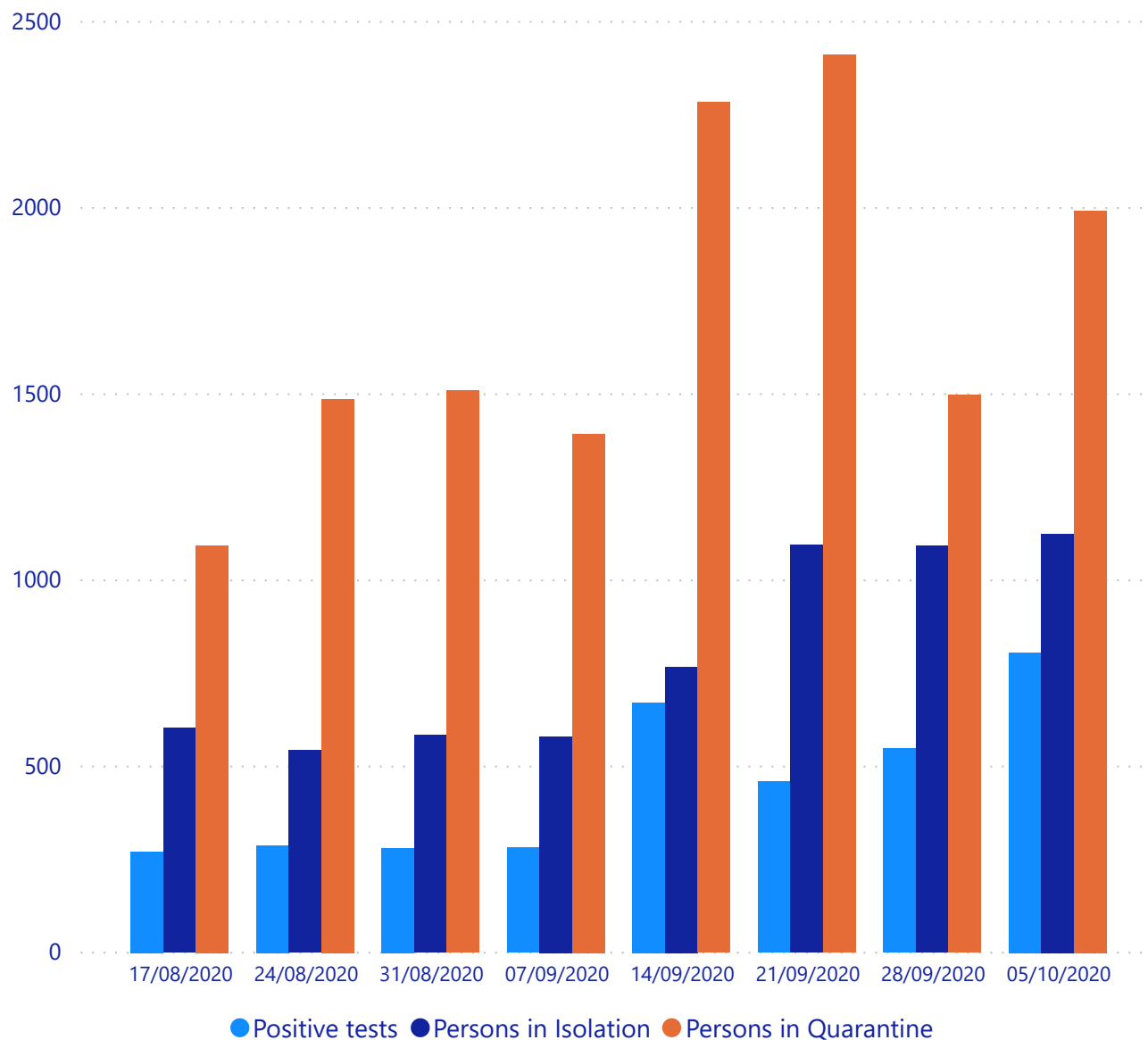
Positive cases (isolation) + quarantine by language section



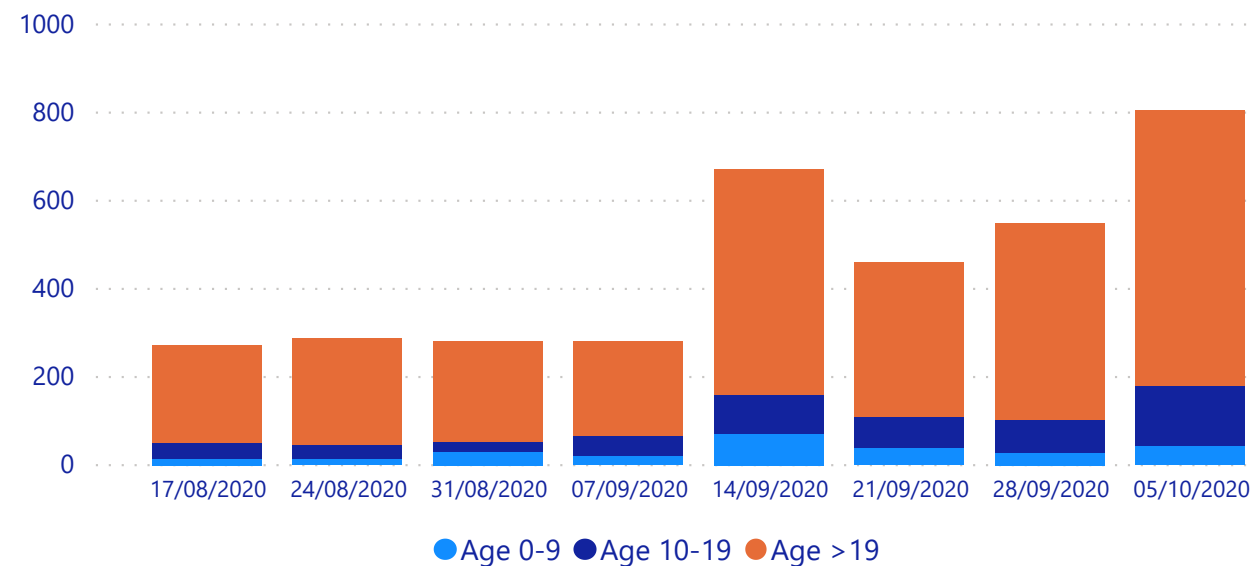
Ministry of Health weekly reports Luxembourg (Internet)

(weeks always starting on shown date)

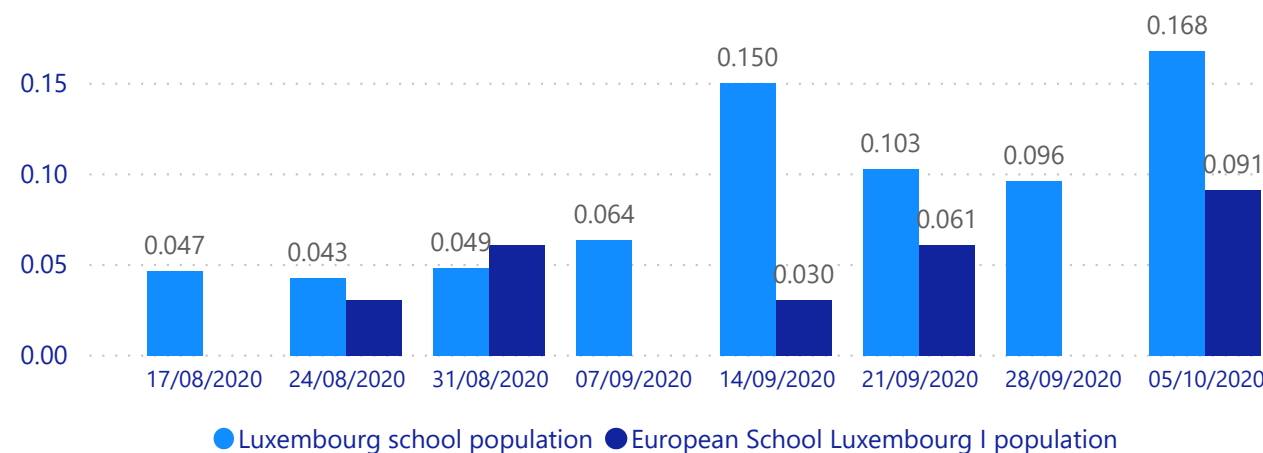
Testing, Isolation and Quarantine (per week)



Positive tests by age group (per week)



Positive tests (Age 0-19) as % of school population



Covid-19 Indicators (Internet)

Further explanations:

Positive cases (isolation) : these are the cases where the school receives a formal communication from the Ministry of Health ("Ordonnance d'isolement - Covid-19"), with a start and end date.

- Active cases : cases where the current reporting date is included between the start and end date indicated in the above mentioned document. If we are informed about a positive cases, but we have not yet received the formal communication from the Ministry of Health, the number will not be included at this moment (but it will be shown as "Confirmation pending").
- Total cases : total number of cases reported since the beginning of September 2020, including active cases

Quarantine cases : these are the cases where the school receives a formal communication from the Ministry of Health ("Ordonnance de mise en quarantaine - Covid-19"), with a start and end date.

- Active cases : cases where the current reporting date is included between the start and end date indicated in the above mentioned document
- Total cases : total number of cases reported since the beginning of September 2020, including active cases

Updates :

- The data base is constantly updated whereas the reporting in the intranet is updated once or twice a week.

Data sources :

- The data presented in this document is based on the formal communications received from the Ministry of Health, various less specific information received from parents, students or teachers (i.e. reporting of possible unprotected private contacts with somebody tested positive) and absences recorded in SMS.

Data protection :

- For data protection reasons, we are neither providing individual case information nor more specific information based on cycles/languages sections/year levels as this might in some situations allow a back-tracing to individual pupils or staff members.

Miscellaneous :

- "Requests for information received" and "Requests for information answered" are the total number of requests received by the "Cellule Covid-19 and Education" from both the Ministry of Education and the Ministry of Health. These are requests for contact information (i.e. class mates [base class and/or mixed classes] of the person referred to) for a specif period (i.e. last 48 hours or last 7 days).
- Timeline : the timeline shows the total active positive cases (isolation) and quarantine cases at a specific date. The forward dates (dates in the future of the current date) result from the end date specified in the formal communications from the Ministry of Health.
- Absences : SMS is used as the source. All absence reasons for medical reasons or unspecified reasons are taken into account.

External sources :

- Weekly Reports from Ministry of Health : <https://data.public.lu/fr/datasets/covid-19-rapports-hebdomadaires/>